2027 NOBEL MASTER INTERNATIONAL INVENTION EXHIBITION

Registration Guide

From preparing your entry to checking in at the show

This guide follows the actual screens of the registration website. Completing the form takes about 15 to 25 minutes.

ENTRIES CLOSE

15 February 2027, 18:00 Taiwan time

Or earlier once booths are full

1. **Prepare** — Gather details
2. **Register** — Three-step form
3. **Pay** — Online or transfer
4. **Review** — Result by email
5. **Exhibit** — Check in 8 Mar

EXHIBITION

9 – 11 March 2027

VENUE

Hsinchu County Gymnasium (Zhubei Dome)
No. 197, Sec. 1, Fuxing E. Rd., Zhubei City, Hsinchu County

SET-UP & CHECK-IN

8 March 2027, 10:00–17:00

AWARD CEREMONY

11 March 2027, 9:00–12:00

Registration is available online only; on-site registration is not accepted.

Organised by the Nobel International Invention Association

Contents

PART A · Before you start

01 Process overview & key dates

02 Entry groups & inventor rules

03 Booths & fees

04 What to prepare

PART B · The registration form

05 Step 1 — Booth and contact

06 Step 2 — Your works

07 Step 3 — Review and sign

PART C · Payment

08 Choosing a payment method

09 Method A — Online payment

10 Method B — Bank transfer

PART D · After submitting

11 Review and emails you will receive

12 Managing your entry

13 Registering on-site representatives

14 Before the exhibition

APPENDIX

— FAQ & contact

01 Process overview & key dates

Registration has five stages. Your booth is secured once payment is complete, and we will email you the next steps after review.

1	2	3	4	5
Prepare	**Fill in the form**	**Pay**	**Review**	**Exhibit**
About 10 min	15–25 min	Online or bank transfer Unpaid: see Chapter 8	Online 2–3 working days Transfer about 1 week	Representatives by 22 Feb Check in 8 Mar
Chapters 2–4	Three steps, ch. 5–7	Chapters 8–10	Chapter 11	Chapters 13–14

Key dates

15 Feb 2027, 18:00	Entries close (Taiwan time), or earlier once full
If unpaid	We email you; entries unpaid a week later are deleted unless you reply
Mon 22 Feb 2027	Send your on-site representatives
Mon 1 Mar 2027	Last day to change representatives
8 Mar 2027, 10:00–17:00	Set-up, check-in and badge collection
9 Mar 2027	Opening 9:30 · judging 10:30–17:00 (please keep your booth staffed)
9 – 11 Mar 2027	Exhibition open
11 Mar 2027, 9:00–12:00	Award ceremony, held with the closing ceremony
Within 15 working days	Receipts issued after the exhibition

> All notices go to the email address given at registration. Please check your inbox, including the spam folder.

02 Entry groups & inventor rules

Entry groups are assigned per work; one booth may show works from different groups, each judged separately.

The three entry groups

Group	Who may enter	Completed within	Patent
Elementary & Junior High	Primary and junior-high students	2 years	Optional (bonus)
Senior High	Senior-high and vocational students	2 years	Optional (bonus)
University & Institutions	Tertiary students, individuals, companies and research institutions	5 years	Optional (bonus)

Inventor rules

1. **Up to seven inventors per work**
   List the people who actually developed the work.
2. **List in certificate order**
   Award certificates follow this order; you can still change it later under “Manage Submission”.
3. **Student groups give ages**
   The Elementary/Junior High and Senior High groups must give each inventor’s age.
4. **Two or three representatives per work on site**
   Representatives need not be inventors and can be named after payment — see Chapter 13.
5. **Patents are optional**
   A granted or pending patent may be supported with a certificate or filing receipt for additional credit.

03 Booths & fees

The two booth types have separate quotas: if one is fully booked, the other may still be available. The registration page shows live availability.

Single display booth

NT$26,000
US$850 · ¥5,500

- Size 1 × 0.45 × 2.5 m
- One work only; no additional works
- Suited to posters and diagrams; bring your own poster and use removable tape only
- 350 booths available

Standard booth

NT$52,000
US$1,700 · ¥11,000

- Size 3 × 3 × 2.5 m
- Includes one work; up to three works
- Each additional work NT$10,000 (US$330 · ¥2,200)
- 100 booths available

單人展示攤位

Single Display Booth

1 × 0.45 × 2.5 m · 僅限 1 件作品
One work only, no add-ons

剩餘 338 個 · 338 left 12 / 350

NT$26,000

標準展示攤位

Standard Booth

3 × 3 × 2.5 m · 含 1 件，可加購至 3 件
Includes one work, up to three

剩餘 93 個 · 93 left 7 / 100

NT$52,000 加購每件 NT$10,000 · NT$10,000 per extra work

Booth cards on the registration page show the places remaining.

Fees

Item	TWD	USD	RMB
Single display booth (1 work)	**NT$ 26,000**	**US$ 850**	**¥ 5,500**
Standard booth (1 work)	**NT$ 52,000**	**US$ 1,700**	**¥ 11,000**
Additional work (each, standard booth)	**NT$ 10,000**	**US$ 330**	**¥ 2,200**
Standard booth (2 works)	**NT$ 62,000**	**US$ 2,030**	**¥ 13,200**
Standard booth (3 works)	**NT$ 72,000**	**US$ 2,360**	**¥ 15,400**

Foreign-currency amounts are fixed published prices, not live conversions; exchange differences and cross-border fees are borne by the exhibitor.

The fee covers Venue use and basic electricity · participation certificate · judging fees · award set (one medal and one certificate)

Exhibiting more than one work? Please add them all before submitting. The booth fee and additional works are paid in one order; works added later create a second order and a separate payment.

04 What to prepare

The form cannot be saved as a draft, so we recommend preparing the following before you start and completing it in one session.

1. **Contact name and email**
   Every notice goes to this address, which is also used to sign in to “Manage Submission”. Please use an address you check regularly.
2. **Basic details for each work**
   Title (up to 15 words), category, entry group, and an innovation abstract (up to 500 words).
3. **Inventor list**
   Up to seven, in certificate order; student groups include ages.
4. **Patent details (optional)**
   Patent certificate or filing receipt, for additional credit.
5. **Document files**
   JPG, PNG or PDF. All files for one work must total no more than 5 MB.
6. **Payment method**
   Credit card, mobile payment, or bank transfer (remittance).

If your files exceed 5 MB

- Reduce photo resolution — 2,000 px on the long side is plenty.
- Combine several photos into a single PDF.
- Upload videos to a cloud drive or YouTube and paste the link in “Related Links”.

> Title length: each Chinese character or English word counts as one word.

05 Step 1 — Booth and contact

Choose a booth and enter your contact details. The email on this page is how we identify your entry later, so please enter it carefully.

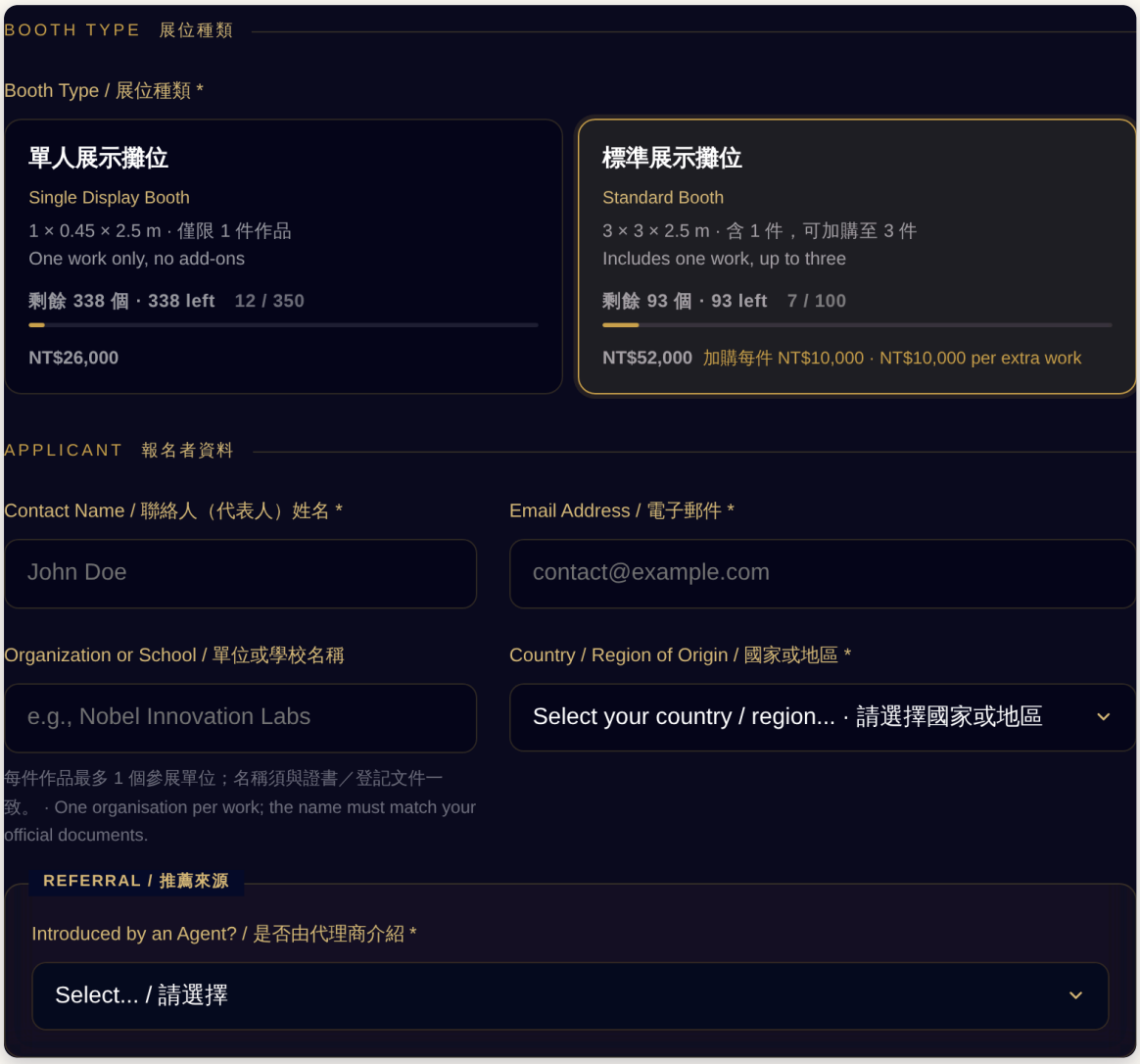

1. **Booth type**
   Click anywhere on a card to select it; each card shows the places remaining.
2. **Contact email**
   Your application ID, payment notices and review results are sent here.
3. **Organisation or school**
   One organisation per work; the name must match your official documents.
4. **Country or region**
   Overseas entrants, please answer accurately — it is used for invitation letters and visas.

06 Step 2 — Your works

Each work has its own card. To exhibit more than one work, add them on this page with “Add another invention”.

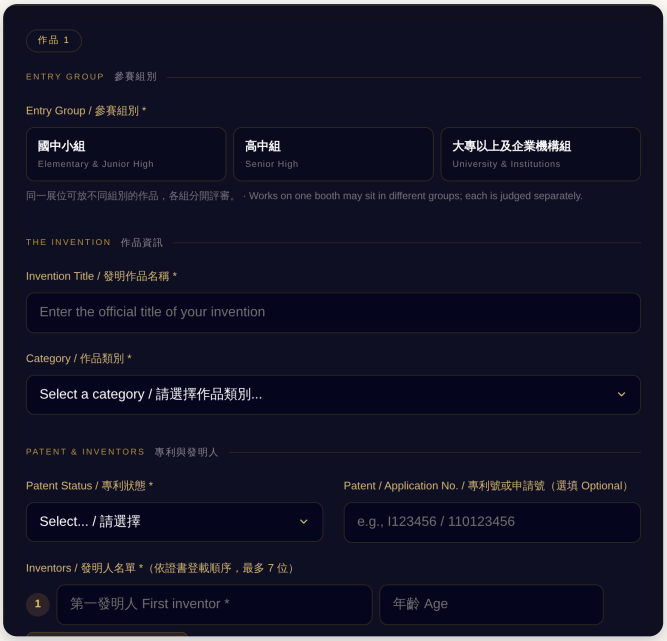

1. **Entry group**
   Chosen for each work, not once for the whole booth.
2. **Invention title**
   Up to 15 words; the form will not continue until the title is shortened.
3. **Inventors**
   In certificate order; student groups also give each inventor’s age.
4. **Innovation abstract**
   The judges read this closely — describe the problem and how your work solves it.
5. **Document files**
   All files for one work must total no more than 5 MB.

Adding works and the live total

這個展位還可以放 2 件作品

Room for 2 more works on this booth

1 / 3 件

\+ **新增作品**
Add another invention

第 2 件起每件加購 **NT$10,000**，與展位費**一起結帳**。
要展出多件請**現在一次填完** —— 送出後再新增，需要另外再結一次帳。
Each work after the first is NT$10,000, paid together with the booth. Add them all now — works added after you submit need a separate checkout.

The dots show how many places on this booth are used; “Add another invention” adds a new work card.

目前金額 Amount：NT$52,000

標準展示攤位，展位含 1 件作品 · 實際金額以審核通過通知為準 · Standard Booth, one work included; final amount confirmed on acceptance · 可用信用卡、行動支付或銀行轉帳 · Card, mobile payment or bank transfer

The amount due updates with each work you add — please check it before submitting.

> A standard booth holds up to three works; a single display booth holds one. See Chapter 3 for fees.

07 Step 3 — Review and sign

Check your details, then read the Exhibitor Rules and sign. You can submit only after signing.

1. **Check your details**
   Confirm the contact, booth, works and amount due; use the progress bar above to go back and edit.

2. **Read the Exhibitor Rules**
   Twenty-one clauses in Chinese and English; the signature area opens once you reach the bottom.

3. **Sign with a finger or mouse**
   The time of signing is recorded and you may clear and sign again. The signatory should match the contact name.

> If you change your entry after signing, you will need to sign again.

Exhibitor Rules and signature area

參展契約書 · Exhibition Participation Agreement

2027 諾貝爾大師國際發明展 · 規範版本 2027.2 · 請詳閱全文後於下方完成電子簽署 · Read in full, then sign below

一、立契約書人 · PARTIES

甲方 · Party A 主辦單位 Organiser
諾貝爾國際發明協會
Nobel International Invention Association
代表人 理事長 鄧鴻吉 · President TENG, HUNG-CHI
台內團字第 1150020562 號

乙方 · Party B 參展者 Exhibitor
—
—

緣乙方報名參加甲方主辦之「2027 諾貝爾大師國際發明展」，甲乙雙方同意訂立本契約，並共同遵守下列條款。
Party B has registered for the 2027 Nobel Master International Invention Exhibition organised by Party A; the Parties agree to the following articles.

二、契約條款 · TERMS AND CONDITIONS

第一條 · 契約之訂立與構成 Art. 1 · Formation of contract

參展者完成線上報名並勾選同意本規範，係提出參展申請；經大會審核確認並通知接受參展後，參展契約成立。參展者於完成報名時，即表示已閱讀、理解並同意本規範內容。大會保留參展資格審核及是否接受報名之權利。

Completing online registration and ticking your agreement to these rules constitutes an application to exhibit. The exhibition contract is formed once the organiser has reviewed the application and notified you that your participation is accepted. By completing registration you confirm that you have read, understood and agreed to these rules. The organiser reserves the right to review eligibility and to decide whether to accept a registration.

第二條 · 網站及補充通知 Art. 2 · Website notices

大會得就展覽之行政作業、場地配置、報到、佈展、撤展及其他執行事項發布補充通知。補充通知經官方網站公告或電子郵件通知後，參展者應依通知辦理。涉及參展費用、退費、參展資格、獎項或參展者主要權利義務之重大變更，除因法令或不可抗力所必要者外，應另行通知參展者。

The organiser may issue supplementary notices covering the administration of the exhibition, floor layout, check-in, build-up, dismantling and other operational matters. Once published on the official website or sent by email, exhibitors shall act in accordance with them. Material changes affecting participation fees, refunds, eligibility, awards or exhibitors' principal rights and obligations shall be notified to exhibitors separately, except where such changes are necessitated by law or force majeure.

第三條 · 作品完成期限 Art. 3 · Completion period

中小學組、高中組作品應於近 2 年內完成，大專以上或企業機構組作品應於近 5 年內完成；作品完成日期以參展者所提出之相關證明或申報資料為準。

Works in the Elementary & Junior High and Senior High groups must have been completed within the last two years, and works in the University & Institutions group within the last five years. The completion date is determined by the supporting evidence or declaration submitted by the exhibitor.

第四條 · 宣傳授權 Art. 4 · Publicity licence

參展者無償授予大會非專屬之使用權，於本展及本展相關成果之宣傳、新聞報導、成果出版、網站、社群媒體、教育推廣及活動紀

簽署後如再修改報名資料，需重新簽署 · Editing your entry after signing requires a new signature

取消 · Cancel

確認簽署並同意 · Sign & agree

The Exhibitor Rules (21 clauses); the Chinese text is authoritative.

請在此處簽名 · Sign here

清除重簽 · Clear

簽署人姓名（請與報名聯絡人一致） · Signatory name

王小明 / Wang Hsiao-ming

點選「確認簽署並同意」即表示您已閱讀、理解並同意上述全部條款，且確認所填資料正確。 您的簽名將套入正式「參展契約書」（甲方以協會印信及理事長具名），連同簽署時間、報名序號及系統紀錄由大會保存， 其效力依《電子簽章法》及契約第十八條辦理；如需契約副本，可隨時向大會索取。
By signing you confirm you have read, understood and agreed to every article above. Your signature is placed on the formal Exhibition Participation Agreement (executed by the Association under its seal and its President's name) and retained by the organiser with the timestamp, application ID and system records. You may request a copy at any time.

The signature area opens once you reach the bottom.

08 Choosing a payment method

This screen appears once you submit. We recommend online payment, which is confirmed within seconds.

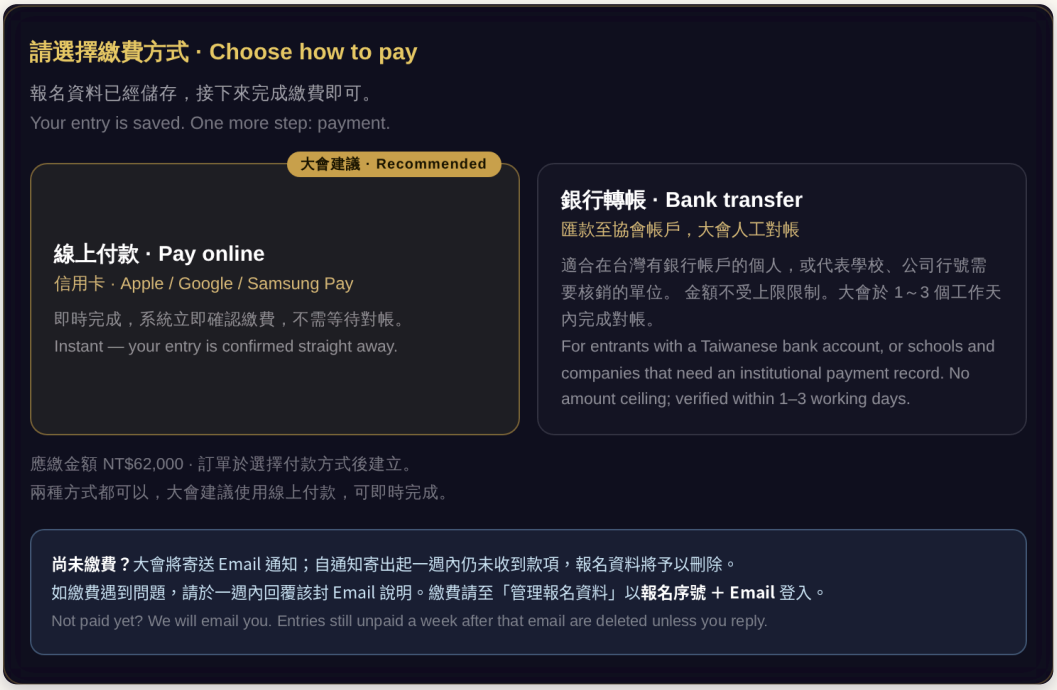

	A · Online payment	B · Bank transfer
Pay with	Credit cards (Visa / Mastercard, incl. overseas), Apple Pay, Google Pay, Samsung Pay	Transfer from a Taiwanese bank account
Confirmation	Automatic, within seconds	Checked by the organising committee after the payment is verified
Payment limit	None	None
If unpaid	**We email you — see below**	**We email you — see below**
Review result	2–3 working days	About 1 week
Best for	Overseas entrants; anyone wanting instant confirmation	Individuals with a Taiwanese account; schools and companies needing a payment record

If you cannot pay immediately

- Your entry is saved; you can pay under “Manage Submission”.
- If payment has not come through, **we will email you**. If we still have not received it within one week of that email, your registration details will be deleted — unless you reply within that week to tell us about the problem.
- Once a transfer is reported, please do not pay twice while we check it.
- Booths are allocated in order of payment.

09 Method A — Online payment

Available to all entrants, including cards issued outside Taiwan.

Accepted methods

- Credit cards (**Visa / Mastercard**, incl. overseas)
- Apple Pay
- Google Pay
- Samsung Pay

No payment limit

A standard booth with three works (NT$72,000 / US$2,360 / ¥15,400) can be paid in full by card.

How to pay

1. **Choose “Pay online”**
   Select the online payment card on the payment screen.
2. **Pay on the secure payment page**
   Enter your card details or choose a mobile wallet as prompted.
3. **Payment confirmed**
   Confirmation is instant and your booth is secured; review is completed within 2–3 working days and the result emailed to you.

> Unpaid entries: **we will email you**; entries still unpaid a week after that email are deleted — see Chapter 8.

10 Method B — Bank transfer

Transfer to the association's account and we will verify it manually. There is no payment limit; this suits entrants with a Taiwanese bank account and schools or companies needing a payment record.

Account for payment

Bank	**Hua Nan Commercial Bank, Taichung Port Road Branch**
Bank code	**008 (0084246)**
Account no.	**424100075001**
Account name	**Nobel International Invention Association**

Important notes

1. **Transfer the exact amount**
   Bank fees are borne by the sender; please make sure the **amount credited** matches the amount shown on screen.
2. **Include the order number**
   Enter the order number shown on screen in the remittance memo so we can match your payment.
3. **Report the transfer on the website**
   After transferring, return to the payment page and enter the remitter name, the last five digits of the account and the date. Without this we may be unable to match your payment; we apologise for any inconvenience.

> We complete verification and review within about a week of your report and email you the result — please do not pay twice.
> Unpaid entries: **we will email you** — see Chapter 8.

The bank transfer screen

Choosing bank transfer shows this page: the account details at the top, each with a copy button, and the reporting form below.

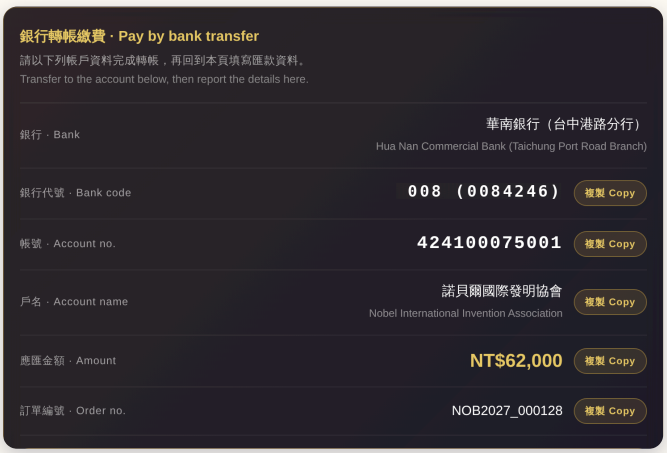

Account details, amount due and order number.

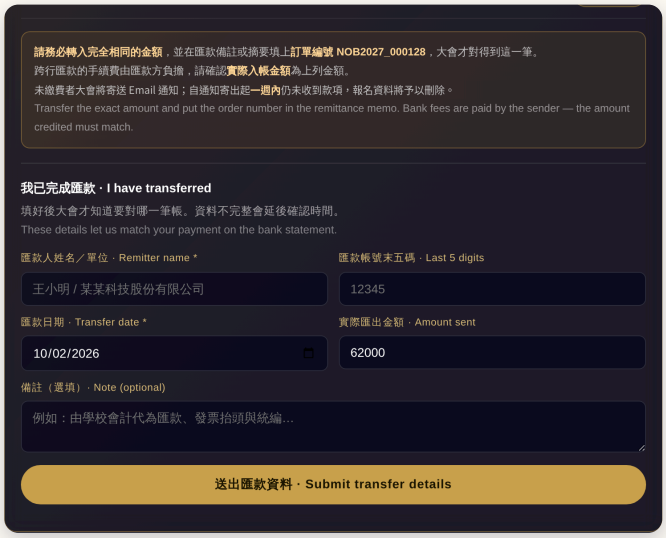

After transferring, fill in and submit this form.

11 Review and emails you will receive

Once you have paid, we review your entry and documents and email you as follows.

Email	When	What it contains
① **Registration confirmation**	Straight after you submit	Your application ID and entry details — please keep it
② **Payment confirmation**	Online: when you pay Transfer: once verified	Confirms your payment has been received
③ **Review result**	Online: within 2–3 working days Transfer: within about 1 week	Acceptance, certificate names to check, schedule and hotel package
④ **On-site representatives**	After acceptance	Reply by 22 Feb 2027 — see Chapter 13
⑤ **Receipt**	Within 15 working days after the show	Issued for all exhibitors

> When the review result arrives, please check the names and inventor order for certificates and reply to that email if anything is wrong.

> No email? Please check your spam folder first, then contact us.

12 Managing your entry

Use your application ID and email to return to the website. Select “Manage Submission” at the top of the registration page.

1. **Complete payment**
   If payment is outstanding, you can pay here by either method.
2. **Edit work details**
   Title, abstract and inventor list can all be changed online.
3. **Upload missing files**
   Any missing files can be added online.
4. **Add a work to the same booth**
   Standard booths with fewer than three works can add more at NT$10,000 / US$330 / ¥2,200 each (separate checkout).
5. **Check payment status**
   See whether a transfer is being checked or has been confirmed.

> **Lost your application ID?** Please check your registration confirmation email. If you cannot find it, contact us and we will be glad to help.

13 Registering on-site representatives

On-site attendance is limited to two or three representatives per work. We know teams need time to decide, so representatives are registered by email after payment and review.

1. **Receive the request**
   After acceptance we will email an on-site representatives request listing your works.
2. **Reply with your representatives**
   The button in the email opens a reply with a ready-made form; please reply by **Mon 22 February 2027**.
3. **Collect your badges**
   Badges are handed out at check-in on 8 March and are required to enter the hall.

For each representative

- Name in Chinese and/or English, as it should appear on the badge
- Role: inventor, teacher, assistant, etc. (need not be an inventor)
- Mobile number and email
- Overseas exhibitors: nationality and name as shown on passport

> To change a representative after replying, please let us know by **Mon 1 March 2027**. If we have not heard from you by the deadline, badges will be made for the first two inventors listed.

14 Before the exhibition

Please check the following before you travel.

1. **Set-up and check-in, 8 March**
   10:00–17:00: check in, collect badges and set up. Bring your work, posters and supporting materials.
2. **Opening and judging, 9 March**
   Opening ceremony 9:30; judging 10:30–17:00 — please keep your booth staffed all day.
3. **Travel insurance (overseas exhibitors)**
   Strongly recommended, covering the whole trip; if insured, please send proof 14 days before opening (Exhibitor Rules, Art. 21).
4. **Invitation letters and visas**
   If you need an invitation letter for a visa, please contact us as early as possible.
5. **Accommodation**
   Early-bird rates at the Howard Plaza and Sheraton Hsinchu while rooms last; reply to your review result email to book.

> Getting there: the venue is a short bus ride from THSR Hsinchu Station. See “Venue & Travel” at www.nobelinvention.com

APPENDIX

Frequently asked questions

I have submitted but not paid. Am I registered?

Not yet — a booth is secured only once payment is complete. See Chapter 8.

How long does the review take?

About 2–3 working days for online payment and about a week for bank transfer. See Chapter 11.

Can I add works later?

Yes, with a separate checkout — we recommend adding all works before submitting. See Chapters 3 and 12.

Can overseas entrants register?

Yes — we recommend paying online by Visa or Mastercard. See Chapters 9 and 14.

Must representatives be inventors?

No — teachers or assistants are welcome, up to two or three per work. See Chapter 13.

Can I register on site?

No — registration is online only.

Contact us

Phone	**+886 4 2301 7000 / +886 908 200 168**
Email	**nobelinvention@gmail.com**
Website	**www.nobelinvention.com**

This guide covers the registration process only. Rights and obligations are governed by the Exhibitor Rules published on the website; the Chinese text is authoritative.